

planika

PREMIUM FIREPLACES

DESIGN
BEV TECHNOLOGY
ECOLOGY



INDEX

- 03** OUR STORY/DESIGN FIRE
- 04** BEV® TECHNOLOGY
- 05** NET ZERO®
- 06** **AUTOMATIC BEV® FIREPLACES**
- 40** **ELECTRIC FIREPLACES**
- 44** **GAS FIREPLACES**
- 54** **OUTDOOR COLLECTION**



ourstory

It started with a simple bonfire in the heart of the Australian continent, under the red Ayers Rock. Two tourists, Alfred Weilandt and Jerry Dabrowski were sitting by the fire, long into the night, listening to Aboriginal tales about a mythical Epoch of Dreams. The atmosphere created by the flames inspired the two to find an easy way to have the same fire in contemporary interiors.

They intended to overcome the existing difficulties in the form of soot, ash and the need for a chimney, all of which are associated with fire in an interior space. Contemporary lifestyle demands products that through design have a character of their own but are safe and easy to use. After months spent on designing and testing, they came up with a product combining the beauty of form and the comfort of use thanks to bioethanol fuel. But most of all a product that satisfies the atavistic need to commune with fire.

designfire

We took on the challenging task and went beyond all the established boundaries to design fire like never before. Our endeavours lead us to develop solutions that allow us to arrange a natural fire in any space; be it indoor or outdoor.

As a world leader in fully automatic fireplaces, we guarantee the convenience and safety of our products. We listen to our clients carefully to provide individually customized products. Our offer covers net zero bioethanol fireplaces with patented BEV® Technology and gas fire solutions that provide a lot of freedom in designing your perfect space with fire as the focal point.

The recognition says it all. Planika is global. With an extensive distribution network, we are present in over 100 countries around the world. But the success also lies in the concept of a teal organization that Planika adopted. In our company, there is no hierarchy. All the employees are given freedom in managing their working schedule and have a real influence in the process of product creation.

~This made it possible to give you truly unique solutions in fire design.

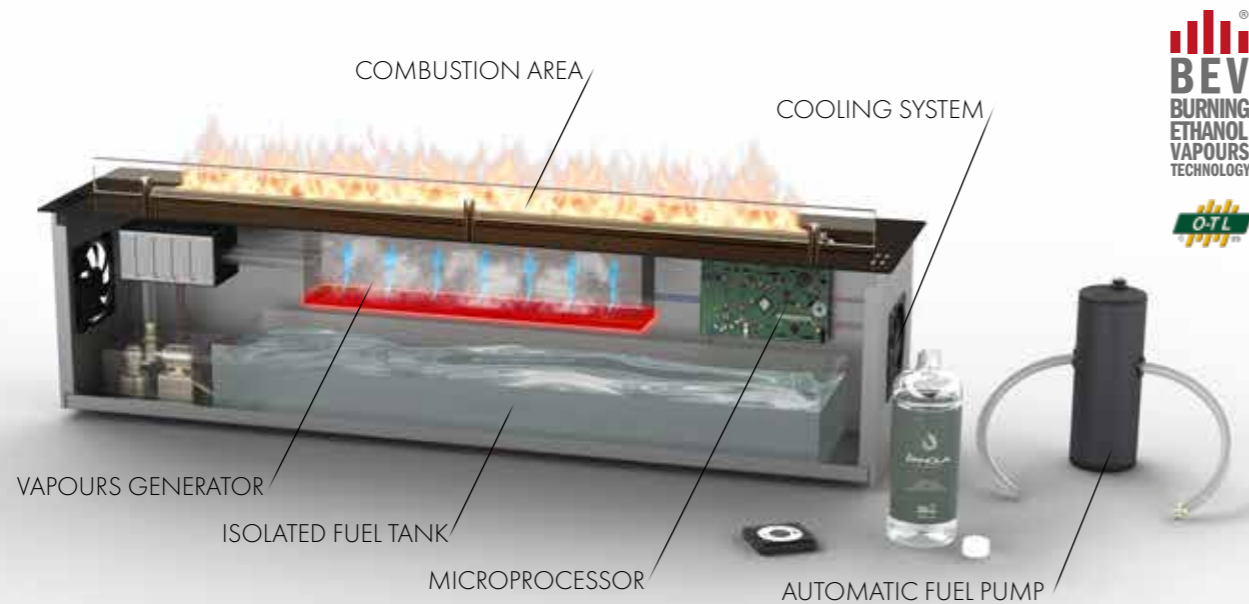
Planika

BEV[®] TECHNOLOGY

GAME-CHANGING INNOVATION IN FIREPLACE INDUSTRY

The BEV[®] technology is the most advanced technology on the fireplace market and it has revolutionized the industry. It is now possible to have a line of fire in a media wall under TV, in an apartment on a higher floor, arranged as a room divider or even on a yacht. For years now, this innovative solution has been taking projects with real fire to the next level. You can use fireplaces with the BEV[®] technology anywhere you want, without any limitations. It is manufactured according to UL standards and is O-TL certified, meeting the most demanding safety and quality requirements.

PLANIKA AUTOMATIC FIRE



Without chimney



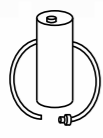
No smell, no soot, no ash



No contact between fuel and fire



Controlled by mobile app or a remote



Automatic refuelling



Safety sensors



Real fire



Easy installation

HOW DOES THE BEV[®] TECHNOLOGY WORK?

The entire burning process is fully automated. The fireplace takes only the required amount of fuel from the tank and the pump transports it to the combustion chamber. The bioethanol is vapourised and distributed along the entire length of the burner where it is then combusted. The fire does not come in any direct contact with the liquid fuel. Thanks to the isolated fuel tank, the cooling fans and the combustion chamber, the temperature of the ethanol fuel is always low and safe.

The microprocessor communicates with many sensors inside the fireplace and controls its entire operation. The fireplace informs you of any actions with a sound signal and a message in the mobile app. The convenient remote control of the fireplace eliminates any risk of human error.

NET ZERO[®]

CARBON NEUTRAL SOLUTION FOR PREMIUM DESIGN

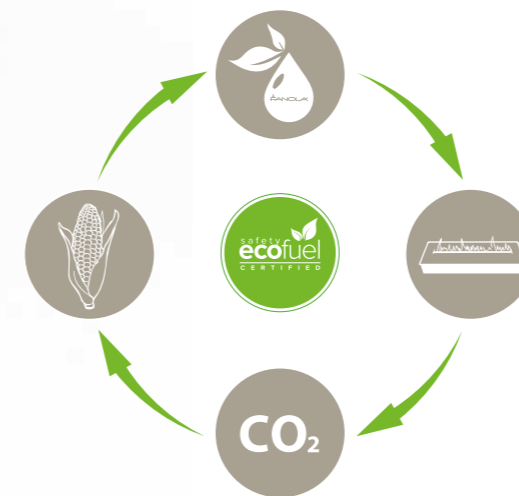
Planika's mission is to create safe fireplaces that leave little to no impact on the environment. Our automatic fireplaces with the BEV[®] technology are fuelled with bioethanol - organic eco-fuel. This allows to use our products where traditional fireplaces are prohibited by the environmental restrictions. Planika has developed the cutting-edge solution - the true CO₂ - neutral fireplaces of the future.

WHAT IS FANOLA FUEL?



- ✓ 96% ethanol concentration
- ✓ odourless and clean combustion
- ✓ plant-origin distillate
- ✓ particulate-free
- ✓ multi-distilled
- ✓ pharmaceutical quality
- ✓ natural, golden flame

HOW ARE PLANIKA'S BEV[®] FIREPLACES CO₂ NEURAL?



Planika's fireplaces utilize multi-rectified bioethanol which is made from plants, such as wheat, corn or potatoes. The BEV[®] Technology turns liquid fuel into ethanol vapours to provide the safest combustion process and the most natural fire. The clean burning of ethanol vapours emits only a small amount of CO₂ - similar to that exhaled by a human. No ash, soot, or smoke are produced. 100% of the emissions are absorbed by the same plants that are used to produce the biofuel. This way the carbon emission process comes full circle.



WORK WITH PROFESSIONALS



TECHNICAL TRAININGS



ARCHITECT ZONE WITH 3D MODELS



PROJECT SUPPORT

AUTOMATIC BEV[®] FIREPLACES

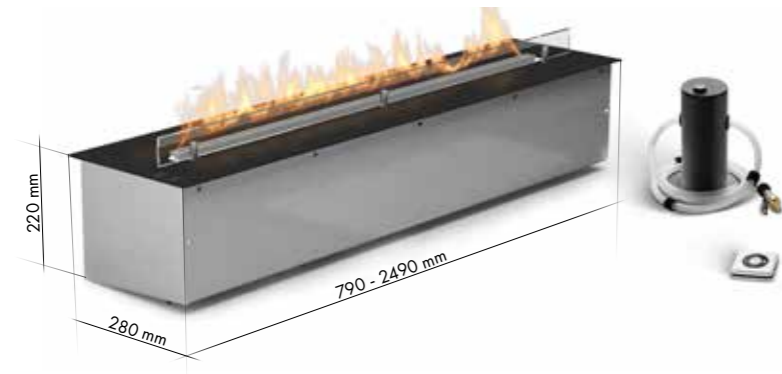


INDOOR ETHANOL FIRES

AUTOMATIC ETHANOL BURNER (Net Zero® fireplace with BEV® Technology)




FIRE LINE AUTOMATIC 3 (FLA3 BURNER)



FEATURES

- Automatic refilling system
- Remote control
- Wi-Fi
- 6 levels of flame
- Safety sensors
- Variant with larger fuel tank (FLA3+)
- Smart Home System compatible
- Top finish:
 - Black powder coating (standard)
 - Stainless steel (optional)
 - RAL colour (optional)

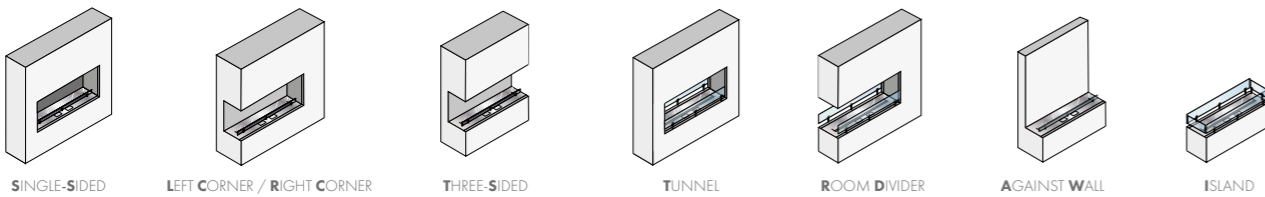
FIRE LINE AUTOMATIC 3+ (FLA3+ BURNER)



OPTIONAL ACCESSORIES

- Glass screens
- Decorative tray with logs or stones
- Smart Home System module

ARRANGEMENT OPTIONS



FLA3 / FLA3+						
	790 mm	990 mm	1190 mm	1490 mm	1990 mm	2490 mm
	max. 4.4 kW	max. 7.0 kW	max. 9.4 kW	max. 13.0 kW	max. 18.0 kW	max. 22.5 kW
	4.3 L / 14.7 L	5.5 L / 17.2 L	6.8 L / 21.0 L	8.6 L / 26.8 L	11.7 L / 36.3 L	14.8 L / 45.9 L
	max. 9.0 h / 29.0 h	max. 10.0 h / 31.0 h	max. 11.0 h / 35.0 h	max. 11.0 h / 35.0 h	max. 12.0 h / 36.0 h	max. 12.0 h / 36.0 h
	min. 44 m³	min. 70 m³	min. 94 m³	min. 130 m³	min. 180 m³	min. 225 m³
	24.1 kg / 32.0 kg	27.5 kg / 38.5 kg	33.0 kg / 44.0 kg	39.5 kg / 52.5 kg	49.5 kg / 67.5 kg	58.5 kg / 81.5 kg
	230 V					

INDOOR ETHANOL FIRES

AUTOMATIC ETHANOL FIREPLACE (Net Zero® fireplace with BEV® Technology)



FORMA FIREPLACE (with FLA3 / FLA3+ burner)



FEATURES

- FLA3/FLA3+ technical features
- Zero clearance – installation in combustible materials
- Heat deflector - mount TV above the fireplace
- 6 lengths and 7 arrangement options
- Easy installation
- Higher side glass panels available in Tunnel, Room Divider and Island models

OPTIONAL ACCESSORIES

- Decorative tray with logs or stones
- Smart Home System module

ARRANGEMENT OPTIONS



FORMA FIREPLACE WITH FLA3 / FLA3+ BURNER						
	BURNER 790 mm FIREPLACE 1000 mm	BURNER 990 mm FIREPLACE 1200 mm	BURNER 1190 mm FIREPLACE 1500 mm	BURNER 1490 mm FIREPLACE 1800 mm	BURNER 1990 mm FIREPLACE 2300 mm	BURNER 2490 mm FIREPLACE 2700 mm
	FLA3 4.3 L FLA3+ 13.4 L	FLA3 5.5 L FLA3+ 17.2 L	FLA3 6.8 L FLA3+ 21.0 L	FLA3 8.6 L FLA3+ 26.8 L	FLA3 11.7 L FLA3+ 36.3 L	FLA3 14.8 L FLA3+ 45.9 L
	FLA3 max. 9.0 h FLA3+ max. 29.0 h	FLA3 max. 10.0 h FLA3+ max. 31.0 h	FLA3 max. 11.0 h FLA3+ max. 35.0 h	FLA3 max. 11.0 h FLA3+ max. 35.0 h	FLA3 max. 12.0 h FLA3+ max. 36.0 h	FLA3 max. 12.0 h FLA3+ max. 36.0 h
	min. 44 m³	min. 70 m³	min. 94 m³	min. 130 m³	min. 180 m³	min. 225 m³
	230 V					



FLA3
Park Hyatt Auckland
Conran&Partners



FLA3
Clearfire - Cascais project



FLA3
BEV® Burner
Design by Ellemore Huang Shan



FLA3
BEV® Burner
The One Acropolis
design by EcoFire
photo by G. Fakaros



FLA3
BEV® Burner
Design by Azovskiy + Pahamova



FLA3
BEV® Burner
Design by Vibiaffe

FLA3
BEV® Burner
Project 山栖谷隐, design by 孙建亚



FLA3
BEV® Burner
photo By Ecofire



FLA3
BEV® Burner

FIRST OF ITS KIND FIREPLACE ON A YACHT





FLA3
BEV® Burner
Design by **Patrick Helou**



FLA3
BEV® burner
Design by Sylwia Szcześniak Mariposa Studio Architektury
Published in Elle Decoration Polska

INDOOR ETHANOL FIRES

AUTOMATIC ETHANOL BURNER (Net Zero® fireplace with BEV® Technology)



PANORAMA FIREPLACE



FEATURES

- Automatic refilling system
- External control panel
- Remote control
- Wi-Fi
- 6 levels of flame
- Safety sensors
- Glass enclosed
- Glass foam granulate included
- Zero clearance
- Finish: black powder coating
- Smart Home System compatible

OPTIONAL ACCESSORIES

- Decorative logs or stones
- Smart Home System module



Panorama RD
BEV® Fireplace

ARRANGEMENT OPTIONS



PANORAMA	
	BURNER 990 mm
	max. 7.0 kW
	5.5 L
	max. 10.0 h
	min. 70 m³
	230 V



Panorama TS
BEV® Fireplace

INDOOR ETHANOL FIRES

AUTOMATIC ETHANOL BURNER (Net Zero® fireplace with BEV® Technology)



STONE CORE



FEATURES

- Automatic refilling system
- Remote control
- Wi-Fi
- 6 levels of flame
- Safety sensors
- Glass enclosed
- Glass foam granulate included
- Smart Home System compatible

OPTIONAL ACCESSORIES

- Smart Home System module

AVAILABLE FINISHING VARIANTS

- 3 finishing options by Cosentino: Silestone Gris or Dekton Laurent and Daze
- Stone Core for custom-build housing

ULTRACOMPACT STONE BY **COSENTINO**

STONE GRIS / LAURENT / DAZE



STONE CORE / GRIS / LAURENT / DAZE	
	max. 5 kW
	13,4 L
	max. 29 h
	min. 50 m³
	230 V



Stone Daze
BEV® Fireplace

INDOOR ETHANOL FIRES

AUTOMATIC ETHANOL BURNER (Net Zero® fireplace with BEV® Technology)



ROCK CORE



FEATURES

- Easy refilling - replaceable canister
- Remote control
- 2 levels of flame
- Safety sensors
- Glass enclosed
- Glass foam granulate included

AVAILABLE FINISHING VARIANTS

- 3 finishing options by Cosentino: Silestone Gris or Dekton Laurent and Daze
- Rock Stone Core for custom-build housing

ULTRACOMPACT STONE BY **E COSENTINO**

ROCK GRIS / LAURENT / DAZE



ROCK CORE / GRIS / LAURENT / DAZE

	max. 3.5 kW
	5 L
	max. 33 h
	min. 35 m ³
	230 V



Rock Daze
BEV® Fireplace

INDOOR ETHANOL FIRES

AUTOMATIC ETHANOL BURNER (Net Zero® fireplace with BEV® Technology)



PRIME FIRE 700 BURNER



FEATURES

- Automatic refilling system
- Remote control
- 2 levels of flame
- Safety sensors
- Top finish: black powder coating

OPTIONAL ACCESSORIES

- Glass screens

PRIME FIRE 990+ BURNER



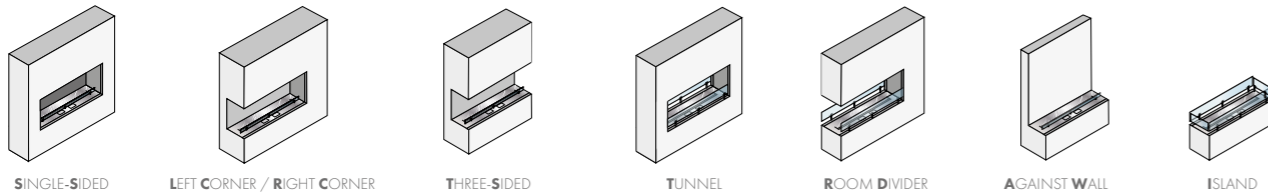
FEATURES

- Automatic refilling system
- Remote control
- 2 levels of flame
- Safety sensors
- Top finish: black powder coating

OPTIONAL ACCESSORIES

- Glass screens
- Decorative tray with logs or stones

ARRANGEMENT OPTIONS



	PRIME FIRE 700 BURNER	PRIME FIRE 990+ BURNER
	max. 4.4 kW	max. 7.0 kW
	1.9 L	5.5 L
	max. 4.5 h	max. 10.0 h
	min. 44 m³	min. 70 m³
	12.3 kg	27.5 kg
	230 V	

INDOOR ETHANOL FIRES

AUTOMATIC ETHANOL FIREPLACE (Net Zero® fireplace with BEV® Technology)



PRIME FIRE 700 FIREPLACE



FEATURES

- Prime Fire 700 technical features
- Automatic refilling system
- Remote control
- 2 levels of flame
- Safety sensors
- Finish: black powder coating

OPTIONAL ACCESSORIES

- Decorative frame

FORMA FIREPLACE (with Prime Fire 990+ burner)



FEATURES

- Prime Fire 990+ technical features
- Automatic refilling system
- Remote control
- 2 levels of flame
- Safety sensors
- Zero clearance
- Finish: black powder coating



OPTIONAL ACCESSORIES

- Decorative tray with logs or stones

ARRANGEMENT OPTIONS (for Forma Fireplace with Prime Fire 990+ Burner)



	PRIME FIRE 700 FIREPLACE	FORMA FIREPLACE WITH PF 990+ BURNER
	BURNER 700 mm / FIREPLACE 784 mm	BURNER 990 mm / FIREPLACE 1200 mm
	max. 4.4 kW	max. 7.0 kW
	1.9 L	5.5 L
	max. 4.5 h	max. 10.0 h
	min. 44 m³	min. 70 m³
	18.0 kg	~71 kg
	230 V	



INDOOR ETHANOL FIRES

AUTOMATIC ETHANOL BURNER (Net Zero® fireplace with BEV® Technology)



RONDO AUTOMATIC BURNER



FEATURES

- Automatic refilling system
- Remote control
- Wi-Fi
- 6 levels of flame
- Safety sensors
- Top finish: black powder coating
- Smart Home System compatible

OPTIONAL ACCESSORIES

- Smart Home System module

RONDO AUTOMATIC	
	max. 3.1 kW
	4,5 L
	max. 30 h
	min. 31 m³
	230 V



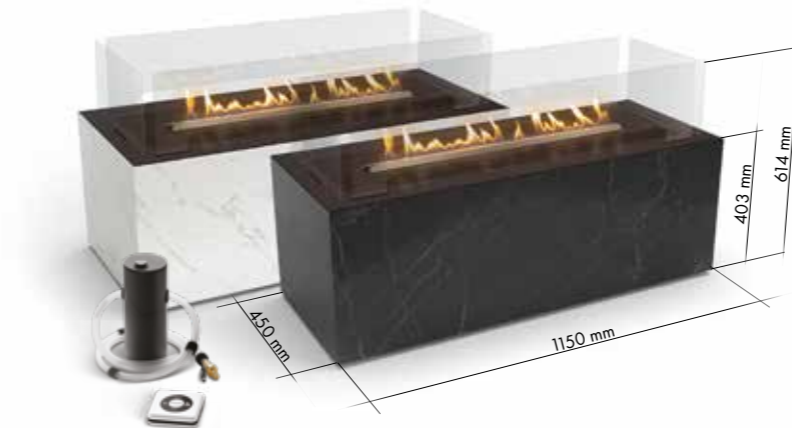
Rondo Automatic
BEV® burner

INDOOR ETHANOL FIRES

AUTOMATIC ETHANOL FIREPLACE (Net Zero® fireplace with BEV® Technology)



BOX DAZE / LAURENT



FEATURES

- 4 burner options:
 - FLA3 990
 - FLA3+ 990
 - Prime Fire 700
 - Prime Fire 990+
- Technical features of chosen burner
- 4 high glass panels included to stabilize the fire
- Freestanding
- Remote Control
- Finishing options by Cosentino: Dekton Daze or Laurent

ULTRACOMPACT STONE BY **COSENTINO**

BOX DAZE / BOX LAURENT				
	FLA3	FLA3+	PRIME FIRE 700	PRIME FIRE 990+
	max. 7.0 kW	max. 7.0 kW	max. 4.4 kW	max. 7.0 kW
	5.5 L	17.2 L	1.9 L	5.5 L
	max. 10.0 h	max. 31.0 h	max. 4.5 h	max. 10.0 h
	min. 70 m³	min. 70 m³	min. 44 m³	min. 70 m³
	81.5 kg	92.5 kg	66.3 kg	81.5 kg
	230 V			




Box Daze with Prime Fire 700 Burner
BEV® Fireplace

INDOOR ETHANOL FIRES

AUTOMATIC ETHANOL BURNER (Net Zero® fireplace with BEV® Technology)



NEO BURNER



FEATURES

- Automatic refilling system
- Remote control
- 2 levels of flame
- Safety sensors

OPTIONAL ACCESSORIES

- Decorative grate with logs

NEO FIREPLACE



FEATURES

- Zero clearance
- Automatic refilling system
- Remote control
- 2 levels of flame
- Safety sensors

DETACHABLE SIDE PANELS



OPTIONAL ACCESSORIES

- Decorative grate with logs

	NEO BURNER	NEO FIREPLACE
	5 kW	5 kW
	2.6 L	2.6 L
	4.5 h	4.5 h
	min. 50 m³	min. 50 m³
	14.5 kg	29.5 kg
	230 V	



Neo Fireplace
BEV® Fireplace

INDOOR ETHANOL FIRES

AUTOMATIC ETHANOL BURNER (Net Zero® fireplace with BEV® Technology)



SENSO BURNER



FEATURES

- Automatic refilling system
- Remote control
- 2 levels of flame
- Safety sensors

OPTIONAL ACCESSORIES

- Decorative grate with logs

SENSO BASKET



FEATURES

- Automatic refilling system
- Remote control
- 2 levels of flame
- Safety sensors
- Decorative grate with logs included

SENSO FIREPLACE



FEATURES

- Automatic refilling system
- Remote control
- 2 levels of flame
- Safety sensors

DETACHABLE SIDE PANELS



OPTIONAL ACCESSORIES

- Decorative grate with logs



Senso Burner
BEV® Burner



Senso Fireplace
BEV® Fireplace

	SENSO BURNER	SENSO BASKET	SENSO FIREPLACE
	max. 2,5 kW	max. 2,5 kW	max. 2,5 kW
	1,3 L	1,3 L	1,3 L
	max. 4,5 h	max. 4,5 h	max. 4,5 h
	min. 25 m³	min. 25 m³	min. 25 m³
	10 kg	13 kg	23 kg
	230 V	230 V	230 V

INDOOR ETHANOL FIRES

AUTOMATIC ETHANOL BURNER (Net Zero® fireplace with BEV® Technology)



BASKET FIRE LOGS



FEATURES

- Automatic refilling system
- Freestanding
- Remote control
- 2 levels of flame
- Safety sensors
- Finish: black powder coating

OPTIONAL ACCESSORIES

- Decorative grate

SCANDI



FEATURES

- Removable fuel tank
- Freestanding
- Flue connector (For optional heat extraction)
- Remote control
- 2 levels of flame
- Safety sensors
- Finish: black powder coating

OPTIONAL ACCESSORIES

- Decorative logs or pebbles

	BASKET FIRE LOGS	SCANDI
	max. 2.8 kW	max. 4.1 kW
	1.75 L	5.0 L
	max. 6.5 h	max. 33 h
	min. 28 m³	min. 41 m³
	14.5 kg	62.0 kg
	230 V	



Basket Fire Logs
BEV® Fireplace




Scandi
BEV® Fireplace
@architekt_mo_home

INDOOR ETHANOL FIRES

AUTOMATIC ETHANOL BURNER (Net Zero® fireplace with BEV® Technology)



L-FIRE BURNER



FEATURES

- Automatic refilling system
- Remote control
- 2 levels of flame
- Safety sensors
- Finish: black powder coating

L-FIRE FIREPLACE



FEATURES

- Automatic refilling system
- Remote control
- 2 levels of flame
- Safety sensors
- Finish: black powder coating

OPTIONAL ACCESSORIES

- Optional frame or frame + mesh

PURE FLAME FIREPLACE



FEATURES

- Automatic refilling system
- Insert for installation in furniture
- Remote control
- 2 levels of flame
- Safety sensors
- Finish: black powder coating



L-Fire in Casing
BEV® Fireplace



Pure Flame
BEV® Fireplace

	L-FIRE BURNER	L-FIRE FIREPLACE	PURE FLAME FIREPLACE
	max. 4.4 kW	max. 4.4 kW	max. 5 kW
	6.0 L	6.0 L	5.0 L
	max. 13 h	max. 13 h	max. 12.0 h
	min. 44 m³	min. 44 m³	min. 50 m³
	15.2 kg	27 kg	18.6 kg
		230 V	

ELECTRIC FIREPLACES




INDOOR ELECTRIC FIRES

ASTRO FIREPLACE

REFLEX TECHNOLOGY

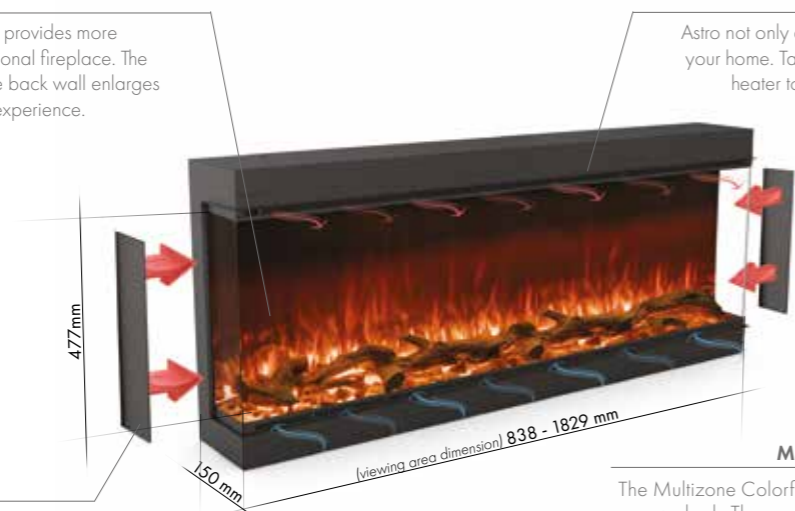
A system of prisms and LED lights that provides more visual depth than a regular 2-dimensional fireplace. The warm-coloured mirror installed on the back wall enlarges the flame giving you a more natural experience.

CONTROL OPTIONS



YOU DESIGN!

Enjoy the three-sided panoramic flame or cover the sides of Astro with the included panels. By framing the fire you get three additional arrangement options.



HEATFLOW SYSTEM

Astro not only decorates but also warms up your home. Take advantage of the 2-stage heater to enjoy cosy winter evenings.

MULTIZONE COLORFLOW

The Multizone Colorflow let's you give Astro your own look. There are three lighting zones, each with individual colour settings.


OPTIONAL ACCESSORIES



DETACHABLE SIDE PANELS (INCLUDED IN SET)



INSTALLATION OPTIONS



ASTRO				
	850 mm	1200 mm	1500 mm	1800 mm
	42.0 kg	59.0 kg	72.5 kg	85.0 kg
	Two-stage heating power: 1500 W & 3000 W			
	230 V			



Astro
Electric Fireplace



Astro
Electric Fireplace

GAS FIREPLACES



INDOOR GAS FIRES

LINEAR GAS FIREPLACE (Balanced Flue System)

VALENTINO FIREPLACE



FEATURES

- NG or LPG gas
- Modular Burner
- Remote control
- Smart Home System compatible
- Thermostat
- Ceramic glass
- Back wall finish:
 - Black matte steel (standard)
- Decorative accessories:
 - Logs, vermiculite & chips (included)

OPTIONAL ACCESSORIES



ARRANGEMENT OPTIONS



VALENTINO		
	1000 mm	1300 mm
	(NG) max. 6.4 kW (LPG) max. 6.7 kW	(NG) max. 8.5 kW (LPG) max. 7.4 kW
	(NG) max. 0.9 m ³ /h (LPG) max. 0.7 kg/h	(NG) max. 1.2 m ³ /h (LPG) max. 0.78 kg/h
	Concentric flue 200/130	
	230 V	

*For single sided arrangement only

INDOOR GAS FIRES

CAMPFIRE GAS FIREPLACE (Balanced Flue System)

VALENTINO FIREPLACE



FEATURES

- NG or LPG gas
- Modular Burner
- Remote control
- Smart Home System compatible
- Thermostat
- Ceramic glass
- Back wall finish:
 - Black matte steel (standard)
- Decorative accessories:
 - Logs, vermiculite & chips (included)

OPTIONAL ACCESSORIES



ARRANGEMENT OPTIONS



MONROE	
	(NG) max. 8.3 kW (LPG) max. 9.2 kW
	(NG) max. 1.2 m ³ /h (LPG) max. 0.96 kg/h
	Concentric flue
	230 V

*For single sided arrangement only

INDOOR GAS FIRES

LINEAR GAS FIREPLACE (Conventional Flue System)

SINATRA FIREPLACE



FEATURES

- NG or LPG gas
- Custom length and shape
- Remote control
- Smart Home System compatible
- Back wall finish:
 - Black matte steel
- Decorative accessories:
 - Black vermiculite (included)
- Ceramic glass

OPTIONAL ACCESSORIES



ARRANGEMENT OPTIONS



SINATRA				
	1200 mm	1600 mm	2000 mm	2400 mm
	(NG) max. 10.3 kW (LPG) max. 9.5 kW	(NG) max. 15.0 kW (LPG) max. 14.3 kW	(NG) max. 19.7 kW (LPG) max. 19.0 kW	(NG) max. 19.8 kW (LPG) max. 20.0 kW
	(NG) max. 1.09 m ³ /h (LPG) max. 0.75 kg/h	(NG) max. 1.58 m ³ /h (LPG) max. 1.12 kg/h	(NG) max. 2.09 m ³ /h (LPG) max. 1.50 kg/h	(NG) max. 2.09 m ³ /h (LPG) max. 1.57 kg/h
	Conventional			
	230 V			

* Antireflective glass available only for 1200, 1600 and 2000 length




Sinatra
Gas Fireplace



Sinatra
Gas Fireplace



Sinatra
Gas Fireplace



Valentino
Gas Fireplace

Monroe
Iceland Lakeview Retreat
Gas Fireplace



Monroe
Gas Fireplace



OUTDOOR COLLECTION



OUTDOOR / INDOOR ETHANOL FIRES

AUTOMATIC ETHANOL FIREPLACES (Net Zero® fireplace with BEV® Technology)



CABO BURNER



FEATURES

- Automatic refilling system
- Remote control
- Wi-Fi
- 6 levels of flame
- Safety sensors
- Weather resistant

OPTIONAL ACCESSORIES

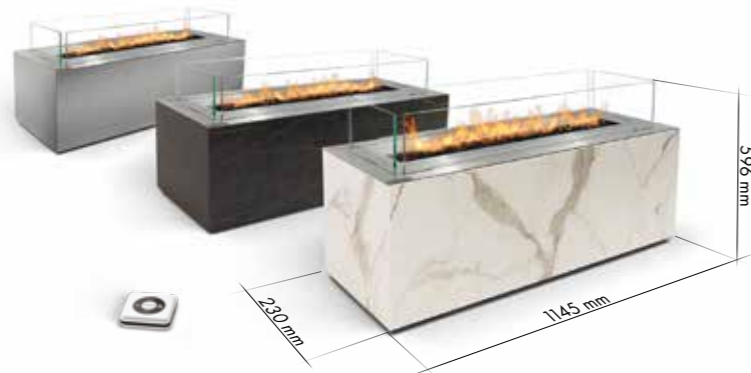
- Protective fabric cover

AVAILABLE FINISHING VARIANTS

- 3 finishing options by Cosentino: Silestone Gris or Dekton Laurent and Daze
- SCabo Burner for custom-build housing

ULTRACOMPACT STONE BY **COSENTINO**

CABO GRIS / LAURENT / DAZE



PORTO GRIS / LAURENT / DAZE



FEATURES

- Automatic refilling system
- Remote control
- Wi-Fi
- 6 levels of flame
- Safety sensors
- Weather resistant
- Portable - includes wheels

OPTIONAL ACCESSORIES

- Protective fabric cover

AVAILABLE FINISHING VARIANTS

- 3 finishing options by Cosentino: Silestone Gris or Dekton Laurent and Daze

ULTRACOMPACT STONE BY **COSENTINO**

	CABO	PORTO
	max. 9.4 kW	max. 3.7 kW
	5 L	5 L
	max. 8 h	max. 14 h
	min. 94 m³ (if used indoors)	min. 37 m³ (if used indoors)
	230 V	



Cabo Daze
BEV® Fireplace



Porto Laurent
BEV® Outdoor Fireplace

OUTDOOR / INDOOR ETHANOL FIRES

COMMERCE TECHNOLOGY™ (Absorbent Ceramic Fibers)



TOTEM

JAR

RONDO

SIMPLE

FEATURES

- Easy refilling system
- Safe burning technology
- No electricity required

OPTIONAL ACCESSORIES



	TOTEM	JAR	RONDO	SIMPLE
	[ØxH] 395 x 1070 mm	[ØxH] 410 x 795 mm	[ØxH] 412 x 412 mm	[ØxH] 308 x 418 mm
	24.5 kg	41.5 kg	7.0kg	6.5 kg
	max. 2.5 kW	max. 2.5 kW	max. 2.5 kW	max. 2.5 kW
	3.0 L	3.0 L	3.0 L	1.5 L
	max. 7 h	max. 7 h	max. 7 h	max. 3.5 h
	min. 25 m³	min. 25 m³	min. 25 m³	min. 25 m³

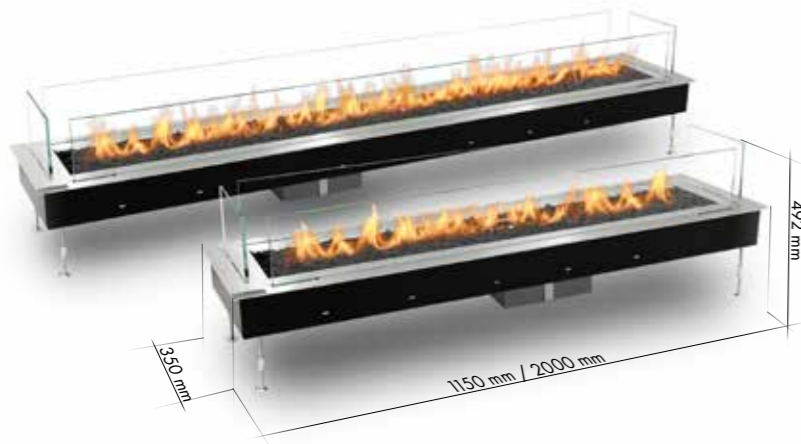


Totem/Simple Commerce
The Address Downtown

OUTDOOR GAS FIRES

GAS FIREPLACES (With automatic control system)

GALAXY 1150 / 2000 BURNER



FEATURES

- Automatic control system
- Remote control
- Smart home compatible
- 2 fuel variants: Gas Cylinder (propane or propane-butane mixture) or Natural Gas
- Thermocouple
- Smooth flame height regulation
- Easy to install

AVAILABLE VARIANTS

- 4 finishing options:
 - Dekton Laurent and Daze by Cosentino
 - Corten or black steel
- Galaxy Burner for custom-build housing




ULTRACOMPACT STONE BY  **COSENTINO**


GALAXY BLACK / CORTEN / DAZE / LAURENT



OPTIONAL ACCESSORIES



	GALAXY 1150 BURNER / BLACK / CORTEN / DAZE / LAURENT	GALAXY 2000 BURNER
	(NG) max. 10.1kW (LPG) max. 13.4kW	(NG) max. 18.6 kW (LPG) max. 22 kW
	(NG) max. 0.96 m ³ /h (LPG) max. 0.95 kg/h	(NG) max. 1.77 m ³ /h (LPG) max. 1.56 kg/h
	(NG) 20 mbar (LPG) 37 mbar	(NG) 20 mbar (LPG) 37 mbar

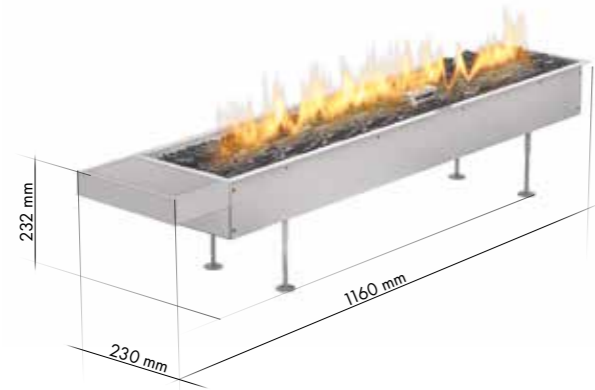


Galaxy Corten
Gas Outdoor Fireplace

OUTDOOR GAS FIRES

GAS FIREPLACES (With manual control system)

GALIO INSERT MANUAL




FEATURES

- 2 fuel variants: Gas Cylinder (propane or propane-butane mixture) or Natural Gas
- Manual control
- Thermocouple
- Smooth flame height regulation
- For custom-build housing
- Easy to install



MANUAL CONTROL

GALIO CORTEN/GALIO BLACK MANUAL



FEATURES

- 2 fuel variants: Gas Cylinder (propane or propane-butane mixture) or Natural Gas
- Manual control
- Thermocouple
- Smooth flame height regulation
- Freestanding



MANUAL CONTROL

OPTIONAL ACCESSORIES



GALIO INSERT MANUAL / GALIO BLACK MANUAL / GALIO CORTEN MANUAL	
	[NG] max. 13.6 kW [LPG] max. 11.8 kW
	[NG] max. 1.22 m ³ /h [LPG] max. 0.93 kg/h
	[NG] 20 mbar [LPG] 37 mbar
	31.0 kg



Galio Corten
Outdoor Gas Fireplace



Galio Black
Outdoor Gas Fireplace

OUTDOOR GAS FIRES

GAS FIREPLACES (With automatic control system)

GALIO FIRE PIT INSERT AUTOMATIC



FEATURES

- Automatic control system
- 2 fuel variants: Gas Cylinder (propane or propane-butane mixture) or Natural Gas
- Remote control
- SHS compatible
- Thermocouple
- Smooth flame height regulation
- Decorated with black diamond stones
- For custom-build housing
- Easy to install

GALIO FIRE PIT CORTEN/BLACK AUTOMATIC



FEATURES

- Automatic control system
- 2 fuel variants: Gas Cylinder (propane or propane-butane mixture) or Natural Gas
- Remote control
- Thermocouple
- Smooth flame height regulation
- Decorated with black diamond stones
- Freestanding

OPTIONAL ACCESSORIES



	GALIO FIRE PIT INSERT AUTOMATIC	GALIO FIRE PIT CORTEN AUTOMATIC GALIO FIRE PIT BLACK AUTOMATIC
		(NG) max. 4.7 kW (LPG) max. 5.1 kW
		(NG) max. 0.5 m ³ /h (LPG) max. 0.4 kg/h
		(NG) 20 mbar (LPG) 37 mbar
	15.0 kg	65.0 kg



Galio Fire Pit Black
Outdoor Gas Fireplace



Galio Fire Pit Insert
Outdoor Gas Fireplace
Venturato

OUTDOOR GAS FIRES

GAS FIREPLACES (With automatic control system)

GALIO STAR INSERT AUTOMATIC



FEATURES

- Automatic control system
- 2 fuel variants: Gas Cylinder (propane or propane-butane mixture) or Natural Gas
- Remote control
- SHS compatible
- Thermocouple
- Smooth flame height regulation
- Decorated with black diamond stones
- For custom-build housing
- Easy to install

GALIO STAR CORTEN/BLACK AUTOMATIC



FEATURES

- Automatic control system
- 2 fuel variants: Gas Cylinder (propane or propane-butane mixture) or Natural Gas
- Remote control
- Thermocouple
- Smooth flame height regulation
- Decorated with black diamond stones
- Freestanding

OPTIONAL ACCESSORIES



	GALIO STAR INSERT AUTOMATIC	GALIO STAR CORTEN AUTOMATIC GALIO STAR BLACK AUTOMATIC
	(NG) max. 16.4 kW (LPG) max. 17.3 kW	
	(NG) max. 1.5 m ³ /h 53.0 ft ³ /h (LPG) max. 1.4 kg/h 3.1 lbs/h	
	(NG) 20 mbar 8.0"wc (LPG) 37 mbar 14.9"wc	
	170 kg / 37.5 lbs	370 kg / 81.6 lbs



Galio Star Corten Automatic
Outdoor Gas Fireplace



Galio Star Corten Automatic
Outdoor Gas Fireplace

OUTDOOR GAS FIRES

GAS FIREPLACES (With automatic and manual control system)

GALIO H INSERT AUTOMATIC



FEATURES

- Automatic control system
- 2 fuel variants: Gas Cylinder (propane or propane-butane mixture) or Natural Gas
- Remote control
- SHS compatible
- Thermocouple
- Smooth flame height regulation
- Decorated with black diamond stones
- Easy to install
- For custom-build housing

OPTIONAL ACCESSORIES



LIGHTHOUSE



FEATURES

- Fueled with propane or propane-butane mixture
- Thermocouple
- Tempered glass
- Anti-tilt valve
- Decorated with black diamond stones
- Freestanding

OPTIONAL ACCESSORIES



	GALIO H INSERT AUTOMATIC	LIGHTHOUSE
	(NG) max. 9.4 kW (LPG) max. 11.8 kW	(LPG) max. 7.0 - 10.0 kW
	(NG) max. 1.0 m ³ /h (LPG) max. 0.9 kg/h	(LPG) max. 0.50 - 0.65 kg/h
	(NG) 20 mbar (LPG) 37 mbar	(LPG) 37 mbar
	23.6 kg	27.5 kg



Lighthouse
Gas Patio Heater



All product specifications and data are subject to change without notice and are believed to be accurate as of the date hereof. Planika Sp. z o.o., its affiliates, agents, and employees, and all persons acting on its or their behalf (collectively, "Planika Sp. z o.o."), disclaim any and all liability for any errors, inaccuracies or incompleteness contained in any document or in any other disclosure relating to any product. To the maximum extent permitted by applicable law, Planika Sp. z o.o. disclaims any and all liability arising out of the application or use of any product. This document does not expand or otherwise modify Planika Sp. z o.o.'s terms and conditions of purchase, including but not limited to the warranty expressed therein. No license, express or implied, by estoppel or otherwise, to any intellectual property rights is granted by this document or by any conduct of Planika Sp. z o.o.. Customers using or selling Planika Sp. z o.o.'s products not expressly indicated for use in such applications do so entirely at their own risk and agree to fully indemnify Planika Sp. z o.o. for any damages arising or resulting from such use or sale. The images are indicative only.

planika

PLANIKA

planika@planika.com

www.planika.com



facebook.com/planikafire



instagram.com/planikafires



youtube.com/planikafires



pinterest.com/planika



linkedin.com/in/planika

